



GMU Korea Welcome Survey Highlights Fall 2019 New Students

The GMU Korea Welcome Survey was administered to 65 new GMU Korea students who intended to enroll in Fall 2019 at GMU Korea at the time of survey administration. The survey included questions about their previous educational experiences, academic goals, and expectations for GMU Korea. The survey was open for four weeks. Altogether, 57 students completed the survey, yielding an 88% response rate. This report presents the highlights of the results. Survey reports for past semesters are available at ira.gmu.edu.

Student Profile

In Fall 2019, GMU Korea enrolled a total of 401 students including 30 non-GMU Korea students (16 students from GMU Fairfax, 7 students from SUNY Korea, and 7 students from University of Utah Korea) (see table below for detail). Of the 401 students, 67 were newly admitted undergraduate students.

Student Enrollment at GMU Korea, Spring 2019

	Enrollment
GMU Korea Students (New)	67
GMU Korea Students (Returning)	304
GMU Fairfax Students Studying at GMU Korea	16
Consortium Students	14
GMU Korea Students Studying at Fairfax*	78*
GMU Korea Total Enrollment	401

*GMU Korea students studying at the Fairfax campus are not counted as GMU Korea enrollment.

*The table is based on enrollment as of September 4, 2019.

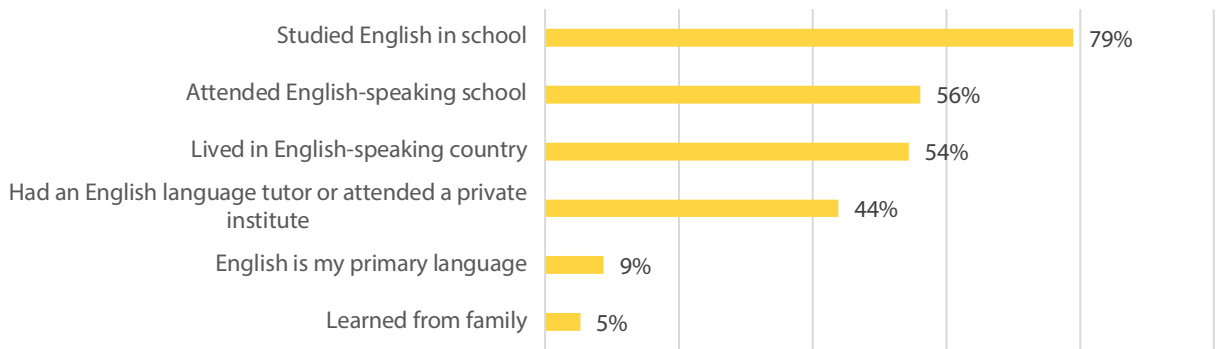
Of the 67 newly admitted undergraduate students:

- 60% were female (n=40) and 78% were South Korean nationals (n=52).
- The average age of new students was 20 years old, ranging in age from 16 to 27.
- 73% were first-time freshmen (n=49) and 27% were transfer students (n=18).
- 37% were admitted into the PPP curriculum which is designed for academically qualified students who need additional English language assistance (n=25).
- Including pathway students, 43% declared Global Affairs (n=29), 24% Management (n=16), and 16% Conflict Analysis and Resolution (n=11) as their intended major.

Previous Educational Experience

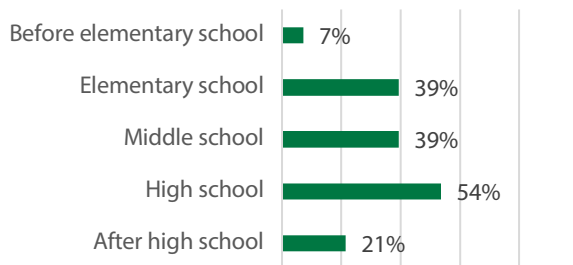
- 83% of respondents indicated South Korea as their home country where they have citizenship. 86% of respondents indicated Korean as their primary language and 9% indicated English as their primary language.
- The majority of the respondents attended high school in South Korea (68%) followed by the United States (21%) and the Philippines (9%).
- Except for one respondent, all respondents had written a paper in English with 46% having written a paper longer than 5 pages (double-spaced, about 250 words per page).
- The hours spent on required reading in English varied widely with two students who were not required to read in English. About three quarters of respondents spent 5 hours per week or less on required reading in English.
- When asked about English language experiences, 79% of respondents reported that they had studied English in school and 56% had attended an English-speaking school for some period of time. 54% of respondents had lived in an English-speaking country and 44% had had an English language tutor or attended a private institute to learn English (see chart below).

Which of the following English language experiences have you had? (Select all that apply)

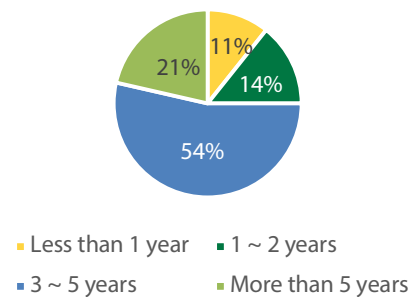


- One half of the respondents have studied abroad (n=28). Of those students who have studied abroad:
 - 39% of them studied in the United States, followed by the Philippines (21%) and Canada (18%). For 11% of the respondents, South Korea was their study abroad destination during their high school years (n=3).
 - A majority studied abroad when they were in high school (54%), followed by elementary and middle school (39% respectively), and after graduating from high school (21%).
 - Three quarters of the respondents studied abroad for more than 3 years, including 21% who studied abroad for more than 5 years.

Academic Level for Study Abroad



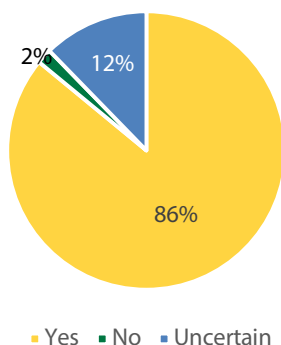
Duration for Study Abroad



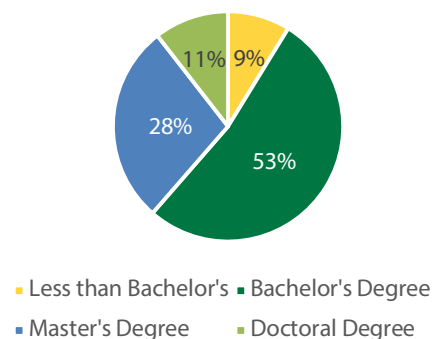
Academic Goals

- 86% of the respondents expected to graduate from Mason and 12% were uncertain.
- In terms of the highest level of education the students expected to complete, 53% of respondents aspired to earn a bachelor's degree, 28% planned on earning a master's degree, and 11% expected to complete a doctoral or professional degree. 9% of respondents expected to complete less than a bachelor's degree.

Intent to Graduate from Mason Korea



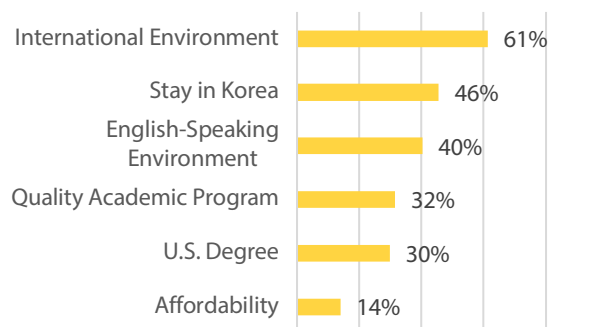
Educational Aspiration



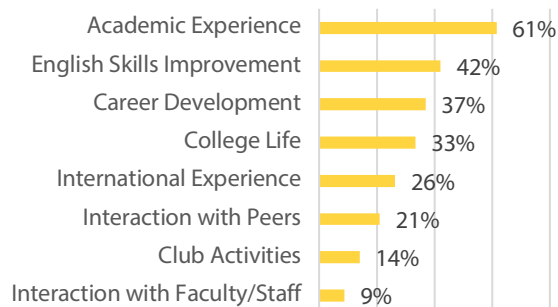
Expectations for GMU Korea

- Respondents indicated an international environment (61%), staying in Korea (46%), and English-speaking environment (40%) as the top three reasons for choosing GMU Korea.
- Respondents considered academic experience (61%) as the most valuable experience to have followed by English skills improvement (42%). At the same time, meeting academic demands (49%) and English proficiency (46%) were the biggest worries that respondents had about starting college.
- Respondents thought academic engagement and commitment were the most important to having a successful college life (75%) followed by career preparation and development (49%) and relationships with peers (46%).
- Respondents wished to have social and club activities or events (67%), career-related activities or events (65%), academic and research activities or events (56%), volunteer/community activities or events (33%), and sport-related activities or events (23%).

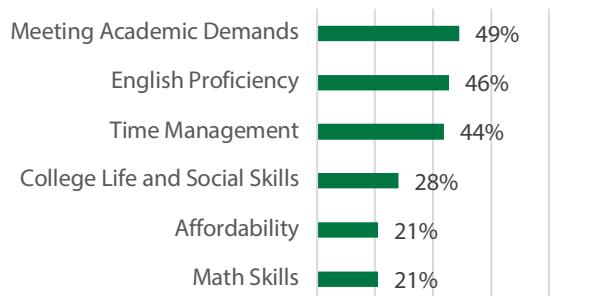
Why did you choose Mason Korea? (Select up to three)



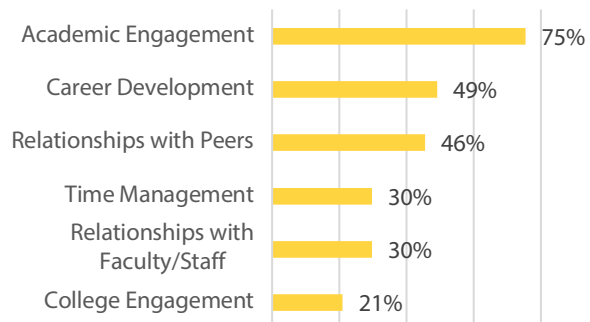
What experiences at Mason Korea do you think will be the most valuable to you? (Select up to three)



What is your biggest worry about starting college? (Select up to three)



What do you think is most important to having a successful college life? (Select up to three)



What kinds of activities or events do you wish to have at Mason Korea? (Select up to three)

