



GMU Korea Welcome Survey Highlights Spring 2019 New Students

The GMU Korea Welcome Survey was administered to 115 new GMU Korea students who intended to enroll in Spring 2019 at GMU Korea at the time of survey administration. The survey included questions about their previous educational experiences, academic goals, and expectations for GMU Korea. The survey was open for four weeks. Altogether, 95 students completed the survey, yielding an 83% response rate. This report presents the highlights of the results. Survey reports for past semesters are available at ira.gmu.edu.

Student Profile

In Spring 2019, GMU Korea enrolled a total of 420 students including 19 non-GMU Korea students (39 students from GMU Fairfax, 11 students from SUNY Korea, and 8 students from University of Utah Korea) (see table below for detail). Of the 420 students, 119 were newly admitted undergraduate students.

Student Enrollment at GMU Korea, Spring 2019

	Enrollment
Undergraduate	
GMU Korea Students (New)	119
GMU Korea Students (Returning)	243
GMU Fairfax Students Studying at GMU Korea	39
Consortium Students	19
GMU Korea Students Studying at Fairfax*	60*
Graduate	
GMU Korea Students Studying at Fairfax*	1*
GMU Korea Total Enrollment	420

*GMU Korea students studying at the Fairfax campus are not counted as GMU Korea enrollment.

*The table is based on enrollment as of March 6, 2019.

Of the 119 newly admitted undergraduate students:

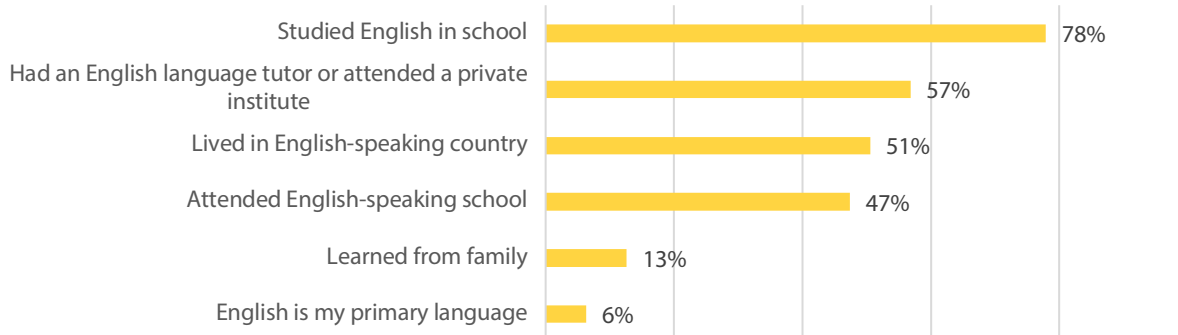
- 47% were female (n=56) and 90% were South Korean nationals (n=107).
- The average age of new students was 19 years old, ranging in age from 17 to 27.
- 91% were first-time freshmen (n=108) and 9% were transfer students (n=11).
- 51% were admitted as a pathway student (n=61).
- Including pathway students, 33% declared Global Affairs (n=39), 32% Management (n=38), and 18% Conflict Analysis and Resolution (n=22) as their intended major.

Previous Educational Experience

- 92% of respondents indicated South Korea as their home country where they have citizenship. 94% of respondents indicated Korean as their primary language and the remaining 6% indicated English as their primary language.
- The longest papers the respondents have written in English varied widely from none to 36 pages (double-spaced, about 250 words per page), with 80% of respondents having written a paper of some length in English.
- The hours spent on required reading in English were also widely spread ranging from none to 50 hours per week, averaging 11 hours per week.
- When asked about English language experiences, 78% of respondents reported that they had studied English in school and 57% had had an English language tutor or attended a private institute to learn English. 51% of

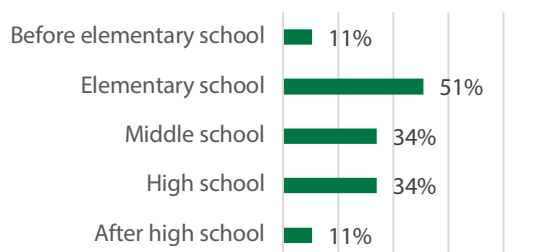
respondents have lived in an English-speaking country and 47% have attended an English-speaking school for some period of time (see chart below).

Which of the following English language experiences have you had? (Select all that apply)

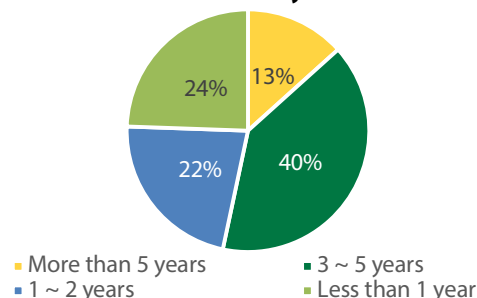


- A half of respondents have studied abroad (n=47). Of those students who have studied abroad:
 - 30% of them studied in the United States, followed by Canada (17%), Philippines (15%), and Singapore (11%).
 - A majority studied abroad when they were in elementary school (51%), followed by middle school (34%), and high school (34%).
 - More than a half studied abroad for more than 3 years, including 13% who studied abroad for more than 5 years.

Academic Level for Study Abroad



Duration for Study Abroad

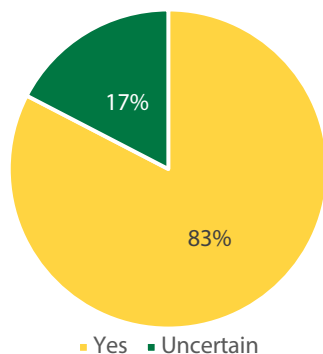


- 76% of respondents attended high school in South Korea, followed by 11% in the United States, 3% in Singapore, and 3% in China.

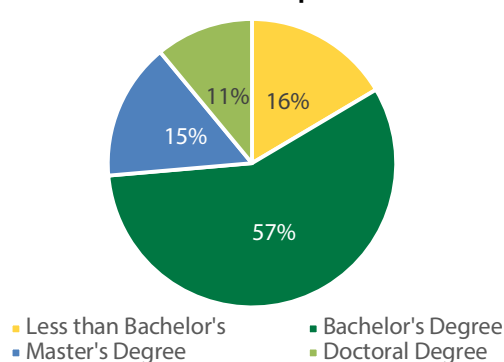
Academic Goals

- 83% of the respondents expected to graduate from Mason and the remaining 17% were uncertain.
- In terms of the highest level of education the students expected to complete, 57% of respondents aspired to earn a bachelor's degree, 15% planned on earning a master's degree, and 11% expected to complete a doctoral or professional degree. It is noteworthy that 16% of respondents expected to complete less than a bachelor's degree.

Intent to Graduate from Mason Korea



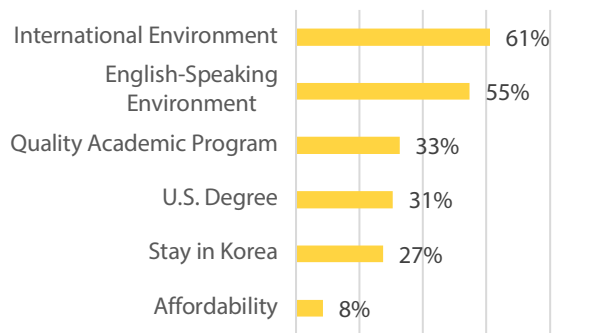
Educational Aspiration



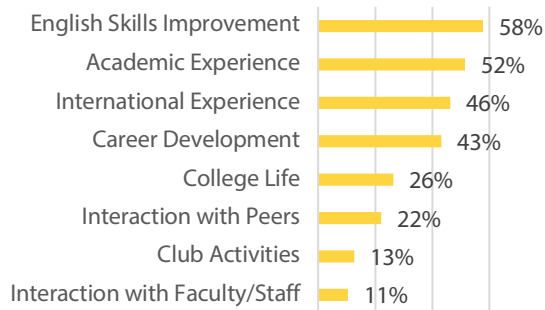
Expectations for GMU Korea

- Respondents indicated an international environment (61%), an English-speaking environment (55%), and quality academic programs (33%) as the top three reasons for choosing GMU Korea.
- Respondents considered English skills improvement (58%) and academic experience (52%) as the most valuable experiences. At the same time, meeting academic demands (62%) and English proficiency (59%) were the biggest worries that respondents had about starting college.
- Respondents thought academic engagement and commitment were the most important to having a successful college life (64%), followed by relationships with peers (53%), career preparation and development (52%), time management (40%), relationships with faculty and staff (35%), and college engagement (24%),
- Respondents wished to have social and club activities or events (62%), career related activities or events (61%), academic and research activities or events (53%), volunteer/community activities or events (37%), and sport-related activities or events (34%).


Why did you choose Mason Korea? (Select up to three)



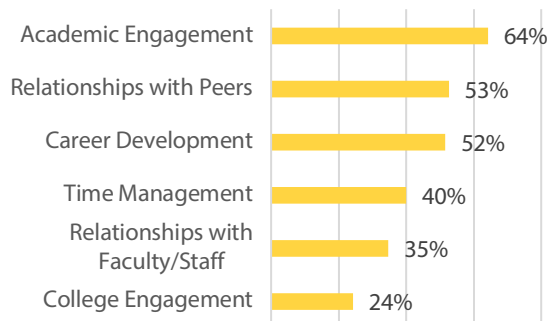
What experiences at Mason Korea do you think will be the most valuable to you? (Select up to three)



What is your biggest worry about starting college? (Select up to three)



What do you think is most important to having a successful college life? (Select up to three)



What kinds of activities or events do you wish to have at Mason Korea? (Select up to three)

