



GMU Korea Welcome Survey Highlights Fall 2018 New Students

The GMU Korea Welcome Survey was administered to 61 new GMU Korea students who intended to enroll in Fall 2018 at GMU Korea at the time of survey administration. Students were encouraged to complete the survey during the academic orientation period. The survey included questions about their previous educational experiences, academic goals, and expectations for GMU Korea. The survey was open for two weeks. Altogether, 53 students completed the survey, yielding an 87% response rate. This report presents the highlights of the results. Survey reports for past semesters are available at ira.gmu.edu

Student Profile

In Fall 2018, GMU Korea enrolled a total of 368 students including 26 non-GMU Korea students (17 students from GMU Fairfax, 7 students from SUNY Korea, and 2 students from University of Utah Korea) (see table below for detail). Of the 368 students, 63 were newly admitted undergraduate students.

Student Enrollment at GMU Korea, Fall 2018

	Enrollment
Undergraduate	
GMU Korea Students (New)	63
GMU Korea Students (Returning)	279
GMU Fairfax Students Studying at GMU Korea	17
Consortium Students	9
GMU Korea Students Studying at Fairfax*	36*
Graduate	
GMU Korea Students Studying at Fairfax*	2*
GMU Korea Total Enrollment	368

*GMU Korea students studying at the Fairfax campus are not counted as GMU Korea enrollment.

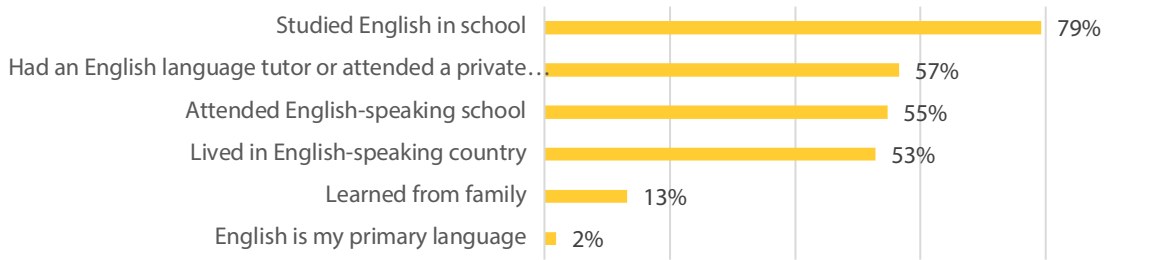
Of the 63 newly admitted undergraduate students:

- 57% were female (n=36) and 92% were South Korean nationals (n=58).
- The average age of new students was 20 years old, ranging in age from 17 to 29.
- 67% were first-time freshmen (n=42) and 33% were transfer students (n=21).
- 38% declared Management (n=24), 30% Global Affairs (n=19), and 10% Accounting (n=6) as their intended major.

Previous Educational Experience

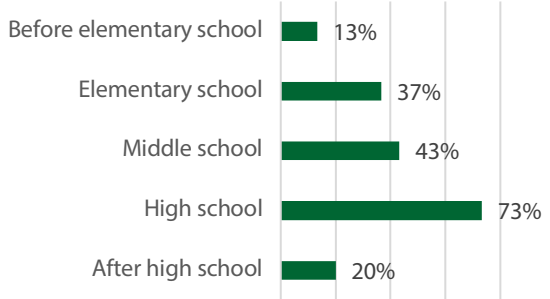
- 94% of respondents indicated South Korea as their home country where they have citizenship and 96% of respondents indicated Korean as their primary language. Only one student indicated English as their primary language.
- The longest papers the respondents have written in English varied widely from none to 50 pages (double-spaced, about 250 words per page), with 87% of respondents having written a paper of some length in English.
- The hours spent on required reading in English were also widely spread ranging from none to 45 hours per week, averaging 11 hours per week.
- When asked about English language experiences, 79% of respondents reported that they had studied English in school and 57% had had an English language tutor or attended a private institute to learn English. 55% have attended an English-speaking school and 53% of respondents have lived in an English-speaking country for some period of time (see chart below).

Which of the following English language experiences have you had? (Select all that apply)

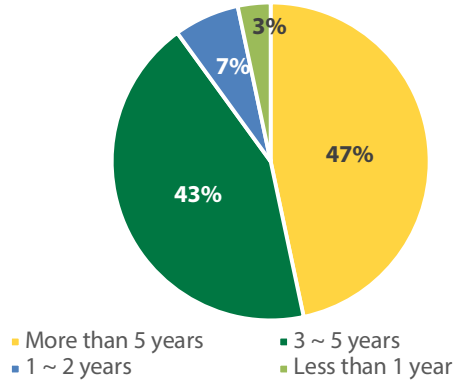


- 57% of respondents have studied abroad (n=30). Of those students who have studied abroad:
 - 50% of them studied in the United States, followed by Canada (20%), Philippines (17%), and China (7%).
 - A majority studied abroad when they were in high school (73%), followed by middle school (43%), and elementary school (37%).
 - 90% studied abroad for more than 3 years, including 47% who studied abroad for more than 5 years.

Academic Level for Study Abroad



Duration for Study Abroad

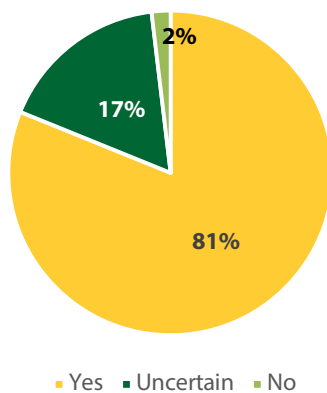


- 60% of respondents attended high school in South Korea, followed by 28% in the United States, 9% in Philippines, and 4% in Canada.

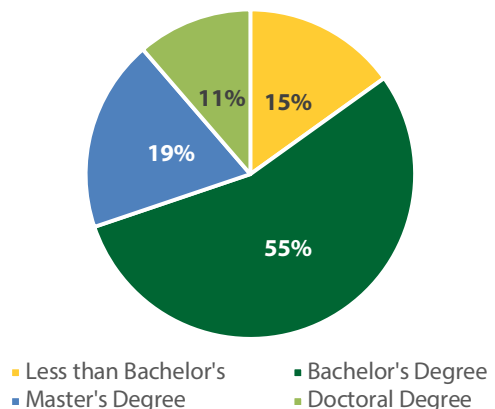
Academic Goals

- 81% of the respondents expected to graduate from Mason and 17% were uncertain.
- In terms of the highest level of education to complete, 55% of respondents aspired to earn a bachelor's degree, 19% planned on earning a master's degree, and 11% expected to complete a doctoral or professional degree. It is noteworthy that 15% of respondents expected to complete less than a bachelor's degree (n=8).

Intent to Graduate from Mason Korea



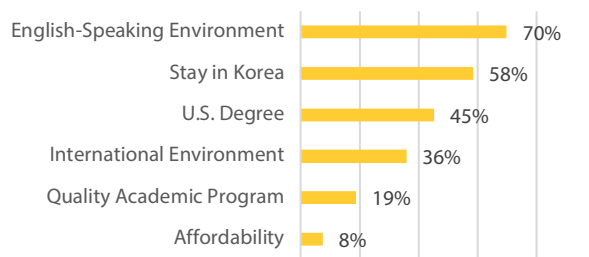
Educational Aspiration



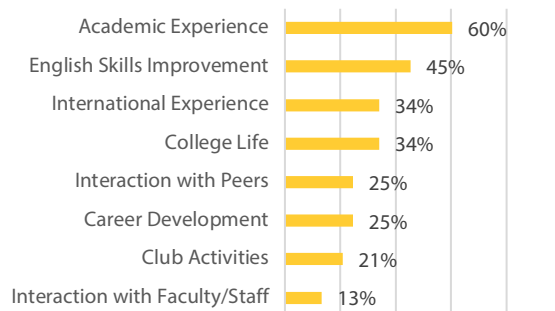
Expectations for GMU Korea

- Respondents indicated an English-speaking environment (70%), being able to stay in Korea (58%), and a U.S. degree (45%) as the top three reasons for choosing GMU Korea.
- Respondents considered academic experience (60%) and English skills improvement (45%) as the most valuable experiences. At the same time, meeting academic demands (55%) and English proficiency (47%) were the biggest worries that respondents had about starting college.
- Respondents thought academic engagement and commitment were the most important to having a successful college life (75%), followed by relationships with peers (60%), time management (43%), career preparation and development (42%), college engagement (25%), and relationships with faculty and staff (21%).
- Respondents wished to have social and club activities or events (75%), career related activities or events (53%), academic and research activities or events (42%), sport-related activities or events (40%), and volunteer/community activities or events (32%).

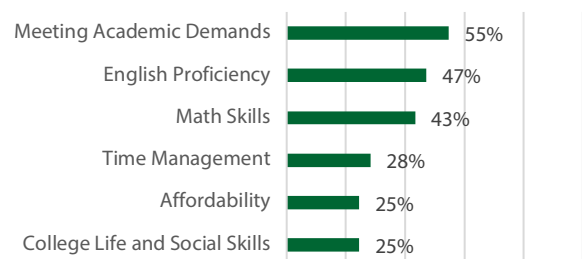
Why did you choose Mason Korea? (Select up to three)



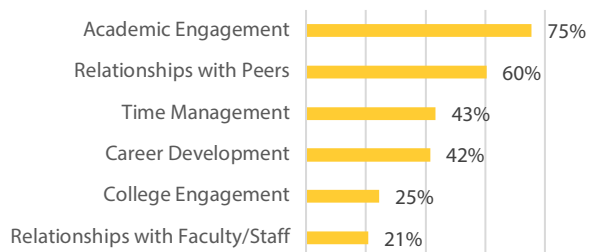
What experiences at Mason Korea do you think will be the most valuable to you? (Select up to three)



What is your biggest worry about starting college? (Select up to three)



What do you think is most important to having a successful college life? (Select up to three)



What kinds of activities or events do you wish to have at Mason Korea? (Select up to three)

